



Toledo Preparatory Academy is the premier college prep community school serving Toledo neighborhoods. Located on two, nearby elementary and middle school campuses, students benefit from an accredited, well-rounded academic program supported by small class sizes, daily use of technology, and

the implementation of a mastery learning model.

Students learn from a new Career Exploration Program and extensive extracurricular activities including Art, Music, PE, World Languages, and STEM. Through partnership with A Step Beyond, Toledo Prep additionally supports the social and emotional development of students.

MISSION STATEMENT

To provide all students with a content-rich, academically challenging education with a well-defined, sequential curriculum in a safe, orderly, and disciplined environment. We strive to ensure that every student is empowered with the skills, direction, and character to pursue excellence in their lives and careers and play effective roles in their families and communities.



GRADES SERVED

Early K - 8

ELEMENTARY PRINCIPAL

Sandi Hendrix Garcia

MIDDLE PRINCIPAL

Antreon Williams

REGIONAL VICE PRESIDENT

Amy Printy

SCHOOL YEAR OPENED

2019-20

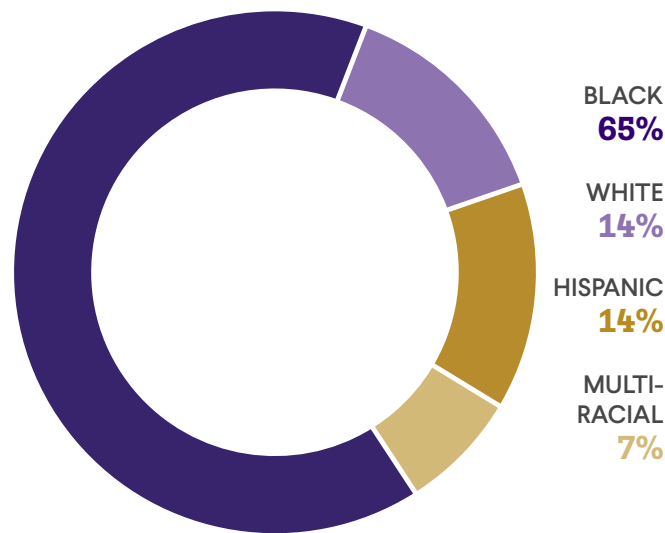
AUTHORIZER

St. Aloysius Orphanage



2022-23
ANNUAL REPORT

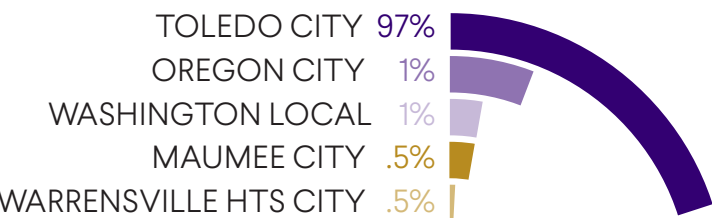
STUDENT DEMOGRAPHICS



239
AVERAGE DAILY
ENROLLMENT

73%
AVERAGE DAILY
ATTENDANCE

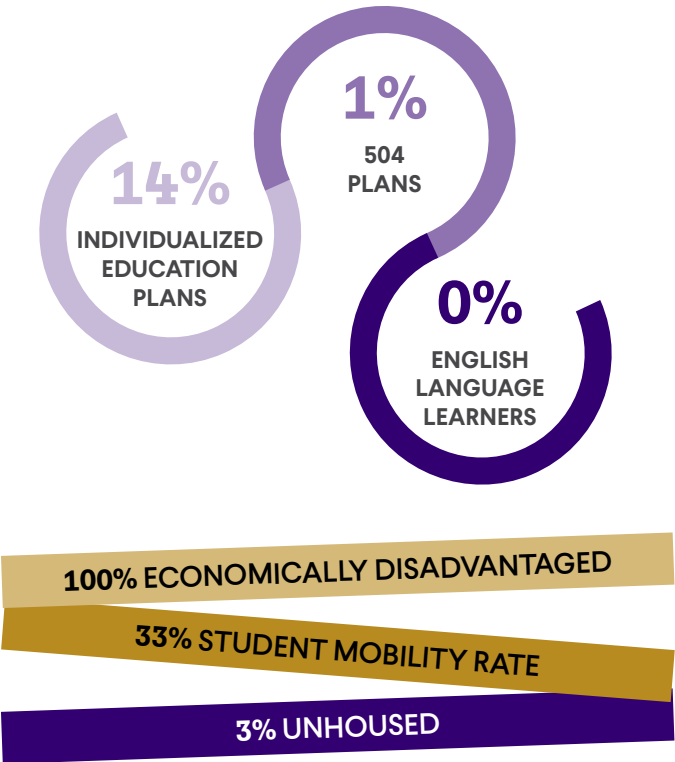
DISTRICTS OF RESIDENCE



INSTRUCTIONAL & SUPPORT STAFF



SPECIAL POPULATIONS



HIGHLIGHTS

- Achieved over 5% year-over-year performance increase
- Rated 3 Stars in Progress for meeting state expectations of student growth
- Provided 1056 instructional hours, 15% more than the Ohio requirement for charter schools
- Campus improvements included new bathrooms and fresh paint
- Introduced Student Council & achieved strong student participation
- Adopted Career Exploration Program
- Hosted summer school with daily attendance of 35-40 students
- Supported school culture with student and teacher recognition: Golden Eagle awards (6-8), Teacher of the Month, sports trophies & character trait monthly winners
- Received Financial Stability award from the state

STATE REPORT CARD

PERFORMANCE INDEX SCORE 47.9	OVERALL RATING ★★
ACHIEVEMENT COMPONENT ★	PROGRESS COMPONENT ★★★★
GAP CLOSING COMPONENT ★	EARLY LITERACY COMPONENT ★

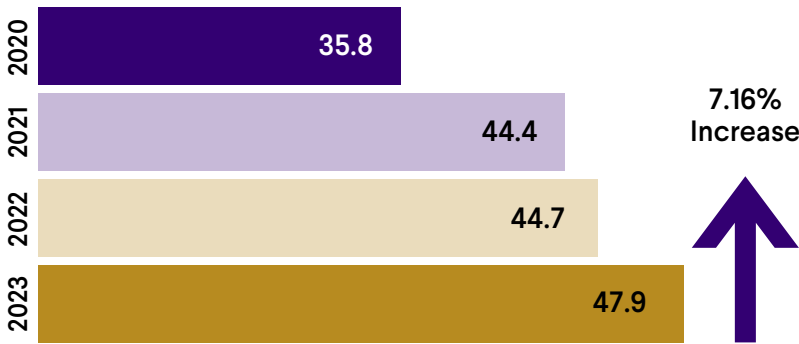


ACADEMIC PROGRESS

The academic goals of Toledo Preparatory Academy during the 2022-23 school year were to achieve an overall Performance Index score of 60 or higher and 80% proficient on the Third Grade Reading test.

Toledo Prep performance to goals was mixed. The school fell short of its desired PI score, but achieved a 7.5% year-over-year increase. The school additionally exceeded its third grade promotion goal with 56% passing the state assessment (or state accepted alternative) and met state expectations in student academic growth (3 Stars, Progress).

YOY PERFORMANCE INDEX SCORE



PROGRESS COMPONENT RATINGS BY SUBJECT & GRADE LEVEL

	ELA	Math	Science
4th Grade	Students met state expectations in academic growth	Students met state expectations in academic growth	Value Added data is not available
5th Grade	Students met state expectations in academic growth	Students met state expectations in academic growth	Students made less academic growth than state expected
6th Grade	Students significantly exceeded state expectations in academic growth	Students met state expectations in academic growth	Value Added data is not available
7th Grade	Students met state expectations in academic growth	Students met state expectations in academic growth	Value Added data is not available
8th Grade	Students significantly exceeded state expectations in academic growth	Students met state expectations in academic growth	Students met state expectations in academic growth

- Students significantly exceeded state expectations in academic growth
- Students met state expectations in academic growth
- Students made less academic growth than state expected
- Value Added data is not available



TOLEDO PREPARATORY ACADEMY

SCHOOL BOARD CHAIRMAN

CHARLES ALLEN

VICE CHAIRWOMAN

LORI BOLONE

TREASURER

TIMOTHY MONACO

SECRETARY

ROBERT LANGFORD

BOARD MEMBER

STACY KNAPP

SHANE LOGAN



St. Aloysius, as the sponsor of this school, is legally mandated to provide oversight, monitoring, and technical assistance. As part of the monitoring process, the performance of the school is assessed and evaluated on each of the required Ohio School Report Card components. Additionally, St. Aloysius has a regular presence at school board meetings where student performance indicators such as attendance, behavior, and academic achievement are tracked and financial and organizational issues that impact student success are reviewed and discussed. Key to the oversight, monitoring, and technical assistance is St. Aloysius' review of the school's Ohio Improvement Process (OIP) plan development and implementation. As a result of our thorough oversight and monitoring, St. Aloysius has determined that this school is substantially compliant with the rules and regulations governing community schools.

All community school sponsors are required to submit a written report of the evaluation results of the school's academic, financial, and organizational performance, as well as the school's legal compliance with Ohio Revised Code, Ohio Administrative Code, and to the terms of the Community School contract. This report must be made available to parents of students enrolled in the community school by November 30th of each year under OAC 3301-102-05 (A) (3). An Annual Report regarding the performance of this school and other schools under the sponsorship of St. Aloysius will be posted on our website at www.stalschildren.org/charterschools and www.charterschoolspec.com no later than November 30, 2023. Parents are urged to review this report, in addition to other monitoring and evaluation reports available through the school or the sponsor for a full understanding of the school's performance.



FINANCIAL DATA

State Sources	3,362,686
Federal Sources	1,533,768
Local Sources	0
TOTAL REVENUES	\$4,896,454

Salaries & Wages	1,677,792
Employee Benefits	455,832
Purchased Services	2,400,200
Supplies & Materials	199,222
Capital Outlay	206,801
Other Expenses	3,061
TOTAL EXPENSES	\$4,942,909

At time of publication, 2023 fiscal year data was not available from the Ohio Auditor of State. For updated information visit:
www.auditor.state.oh.us